

PAPER • OPEN ACCESS

Magnetic field dependent interactions in an ultracold Li–Yb(3P_2) mixture

To cite this article: William Dowd *et al* 2015 *New J. Phys.* **17** 055007

View the [article online](#) for updates and enhancements.

Related content

- [Magnetic control of ultra-cold \$^6\text{Li}\$ and \$^{174}\text{Yb}\(^3P_2\)\$ atom mixtures with Feshbach resonances](#)
Alexander Petrov, Constantinos Makrides and Svetlana Kotochigova
- [Controlling interactions between highly magnetic atoms with Feshbach resonances](#)
Svetlana Kotochigova
- [Spin dependent inelastic collisions between metastable state two-electron atoms and ground state alkali-atoms](#)
Florian Schäfer, Hideki Konishi, Adrien Bouscal *et al.*

Recent citations

- [Feshbach Resonances in p -Wave Three-Body Recombination within Fermi-Fermi Mixtures of Open-Shell Li6 and Closed-Shell Yb173 Atoms](#)
Alaina Green *et al*
- [Frequency of the ultranarrow S01P23 transition in Sr87](#)
Oleksiy Onishchenko *et al*
- [Recent progresses of ultracold two-electron atoms](#)
Chengdong He *et al*



PAPER

Magnetic field dependent interactions in an ultracold Li–Yb(3P_2) mixture

OPEN ACCESS

RECEIVED

15 December 2014

REVISED

27 February 2015

ACCEPTED FOR PUBLICATION

1 April 2015

PUBLISHED

7 May 2015

William Dowd¹, Richard J Roy¹, Rajendra K Shrestha¹, Alexander Petrov^{2,3}, Constantinos Makrides², Svetlana Kotochigova² and Subhadeep Gupta¹¹ Department of Physics, University of Washington, Seattle, WA 98195, USA² Department of Physics, Temple University, Philadelphia, PA 19122, USA³ Alternative address: NRC ‘Kurchatov Institute’ PNPI 188300; Division of Quantum Mechanics, St. Petersburg State University, 198904, Russia.E-mail: deepg@uw.edu**Keywords:** ultracold molecules, Feshbach resonance, anisotropic interactions

Content from this work may be used under the terms of the [Creative Commons Attribution 3.0 licence](#).

Any further distribution of this work must maintain attribution to the author(s) and the title of the work, journal citation and DOI.

**Abstract**

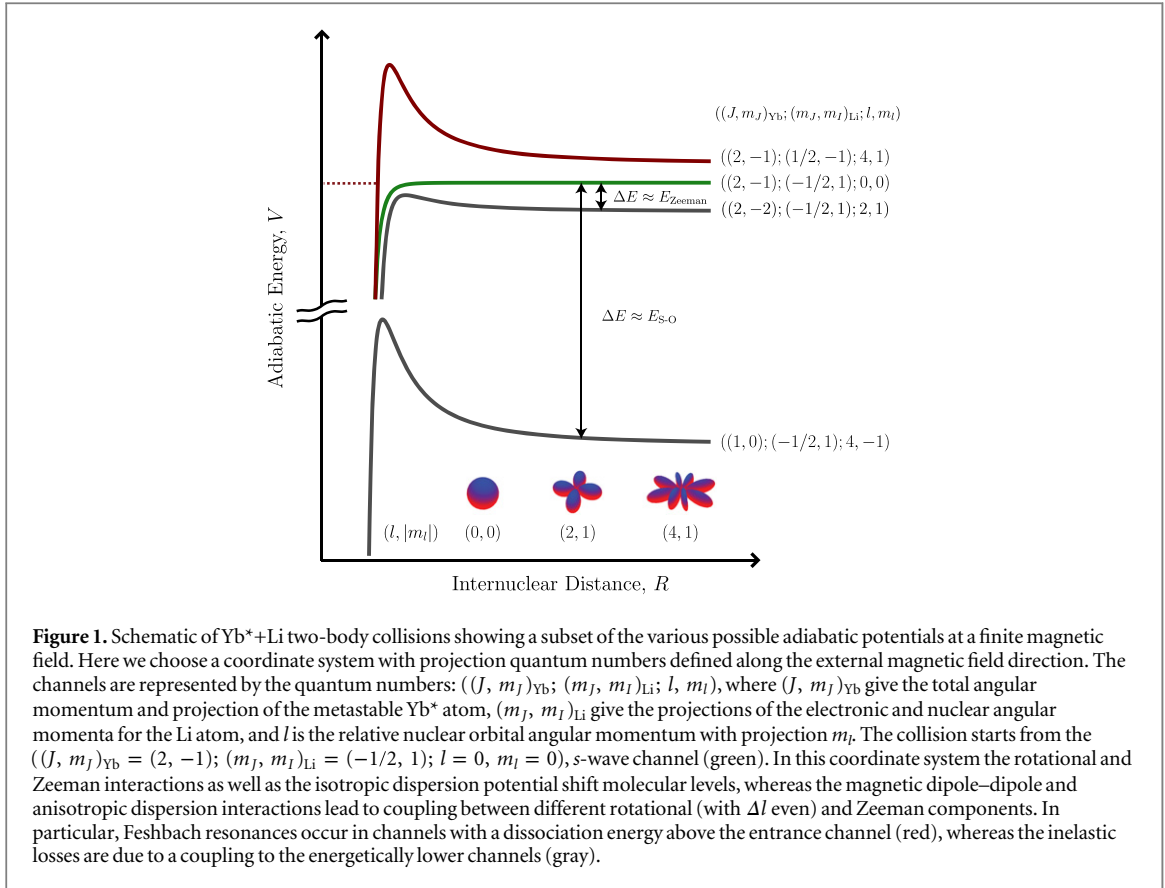
Magnetic Feshbach resonances have allowed great success in the production of ultracold diatomic molecules from bi-alkali mixtures, but have so far eluded observation in mixtures of alkali and alkaline-earth-like atoms. Inelastic collisional properties of ultracold atomic systems exhibit resonant behavior in the vicinity of such resonances, providing a detection signature. We study magnetic field dependent inelastic effects via atom loss spectroscopy in an ultracold heteronuclear mixture of alkali ^6Li in the ground state and alkaline-earth-like ^{174}Yb in an excited electronic metastable state (3P_2 , $m_j = -1$). We observe a variation of the interspecies inelastic two-body rate coefficient by nearly one order of magnitude over a 100–520 G magnetic field range. By comparing to *ab initio* calculations we link our observations to interspecies Feshbach resonances arising from anisotropic interactions in this novel collisional system.

1. Introduction

The ground electronic doublet-sigma ($^2\Sigma$) state of a diatomic molecule composed of an alkali and an alkaline-earth-like atom is endowed with an unpaired electron. This electronic degree of freedom distinguishes it from the spinless singlet-sigma ($^1\Sigma$) ground state of the bi-alkali molecules familiar to the ultracold gas community. In particular, it opens up new possibilities in the field of quantum simulation that exploit both electric and magnetic dipole moments [1], and provides new opportunities to test fundamental physical theories through, for instance, electron electric dipole moment measurements [2].

Magnetic Feshbach resonances [3–5] have been crucial in the production of ground-state bi-alkali molecules [6, 7], allowing for the transformation of free atoms into weakly-bound ‘Feshbach’ molecules. These Feshbach molecules can then be transferred into the ground state using coherent two-photon processes. Current experimental efforts with ultracold mixtures of alkali and alkaline-earth-like atoms [8–11] now face the challenge of locating and utilizing suitable Feshbach resonances to create doublet-sigma molecules. Unfortunately, recent theoretical studies indicate that Feshbach resonances between the ground states of alkali and alkaline-earth-like atoms are extremely narrow and located at inconveniently high fields [12]. Such resonances have not yet been experimentally observed.

On the other hand, alkaline-earth-like atoms offer an additional avenue of collisional physics to explore due to the presence of long-lived (metastable) electronically excited 3P states. Earlier studies of these metastable states in alkaline-earth atoms calcium and strontium [13, 14] and alkaline-earth-like ytterbium [15] revealed both elastic and inelastic collisional behavior. Resonances between ground and metastable ytterbium were recently reported [16] and attributed to anisotropy in the atomic interactions [17]. Our group recently realized a heteronuclear mixture of metastable ytterbium and alkali lithium [18], where broad interspecies Feshbach resonances of several Gauss width are theoretically predicted [19]. Such resonances would be accompanied by peaks in the interspecies inelastic collision rate.



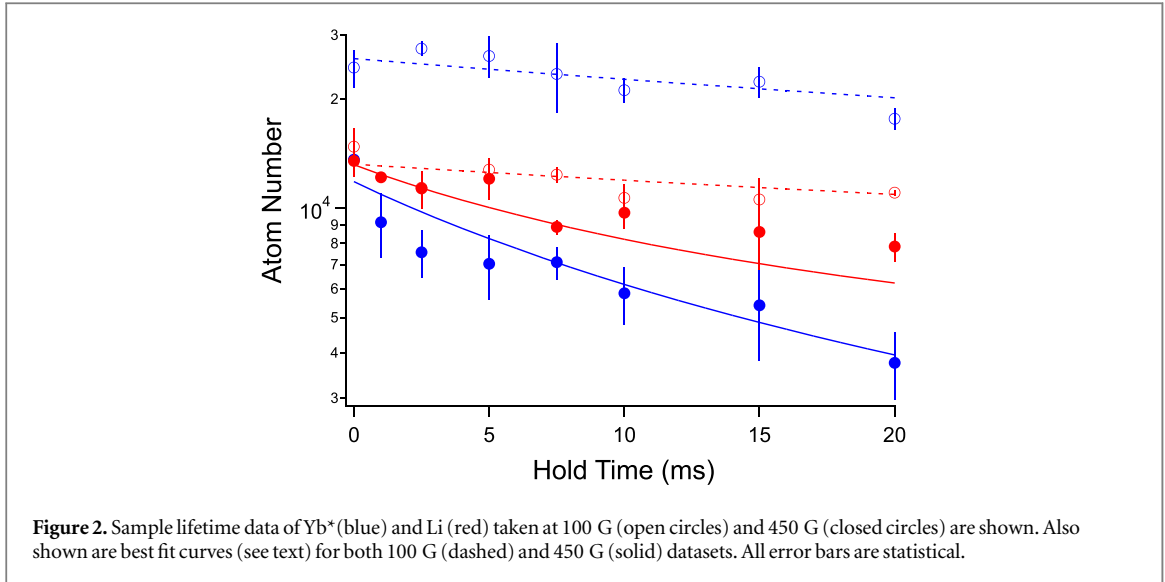
In this paper we report on the collisional properties of ^{174}Yb in the metastable $^3\text{P}_2$ ($m_J = -1$) state both with itself, and with ground state ^6Li over a wide range of magnetic fields. We observe nearly one order of magnitude variation in the interspecies inelastic two-body collision rate coefficient. We also perform *ab initio* calculations for this collisional system which link our experimental observations to the different collision channels (see figure 1) and to the presence of anisotropy-induced interspecies Feshbach resonances.

2. Preparation of the ultracold Li– Yb^* mixture

The experiment is performed in our mixture apparatus described in [20]. We sequentially load compressed magneto-optical traps of Yb and Li into a single beam 1064 nm optical dipole trap. Orthogonal to this main beam, we add a much weaker beam (1070 nm) which serves to increase the axial confinement. After 4 s of forced evaporative cooling consisting of lowering the intensity of the main beam, and concurrent interspecies thermalization, we obtain a mixture with $500(25) \times 10^3$ Yb(Li) atoms at 1.1 μK , with Yb in the ground $^1\text{S}_0$ state and Li in the ground $^2\text{S}_{1/2}$ state, spin-purified to the lowest energy Zeeman state $(\{m_J, m_I\} = \{-1/2, +1\})$ at high field).

We achieve spin-purified metastable ytterbium in the $^3\text{P}_2, m_J = -1$ state (Yb^*) using the scheme detailed in prior work [18]. Briefly, we optically pump using the $^1\text{S}_0 \rightarrow ^3\text{D}_2$ electric quadrupole transition at 404 nm [21], with the $^3\text{D}_2$ state decaying to $^3\text{P}_2$ with a 12% branching ratio. The remaining fraction decays to $^3\text{P}_1$ which returns to $^1\text{S}_0$ with a $< 1 \mu\text{s}$ decay time and the cycle repeats. We use 1 mW of 404 nm light focused to 30 μm aligned along the long axis of our dipole trap. In 10 ms we achieve 25% transfer to the metastable state, populating the $m_J = -1$ and -2 sublevels. The $^3\text{P}_2$ substate polarizabilities are sensitive to the angle between the electric field of the trapping laser and the magnetic quantization axis. We exploit this effect to maximize (minimize) the trap depth for the $m_J = -1$ (-2) state by orienting the linear polarization of our optical trap parallel to the magnetic bias field (vertical in our case). Together with a 50 G cm^{-1} vertical magnetic field gradient applied against gravity, this spills the $m_J = -2$ atoms, resulting in a pure gas of Yb^* atoms⁴. Any atoms

⁴ The choice to use the $^3\text{P}_2, m_J = -1$ state is primarily a technical one. The ideal experiment would use the $m_J = -2$ substate to reduce the number of decay channels for the system. However, our optical pumping scheme will always produce $m_J = -1$ together with $m_J = -2$. At our optical trap wavelength, there is no relative orientation of electric and magnetic field directions that produces a sufficiently weaker trap for $m_J = -1$ to facilitate purification via spilling. Transfer of our purified sample to the $m_J = -2$ substate via a radio frequency pulse would require the polarization of the optical trap to also be rapidly changed to provide sufficient trapping, a technique that could be implemented in the future.



remaining in the ground state are subsequently removed by a resonant laser pulse on the strong $^1S_0 \rightarrow ^1P_1$ transition. At the end of the transfer process there are $2(1) \times 10^4$ Yb*(Li) atoms at $1.7(1.5) \mu\text{K}$ with a peak density of $1.0(5.1) \times 10^{12} \text{ cm}^{-3}$ for Yb*(Li).

The entire transfer process is done at a moderate field of 100 G which is a compromise between minimizing losses due to inelastics during the transfer process and ramp time to the largest magnetic fields. Once transfer is complete, we ramp the electromagnets at 50 G ms^{-1} to the desired field. Coincident with this, we lower the magnetic gradient to 20 G cm^{-1} , eliminating the effect of gravitational sag for the Yb* atoms and hence maximizing the spatial overlap with the Li atoms. We allow the gases to interact for up to 40 ms before imaging the remaining atoms.

3. Analysis of field-dependent interactions

Since the temperature is far below the p -wave threshold for the system [18], we consider only $l=0$ rotational states in the entrance channel for collisions between $m_{\text{Yb}} = m_{J,\text{Yb}} = -1$ and $m_{\text{Li}} = m_{J,\text{Li}} + m_{I,\text{Li}} = +1/2$ atoms. We analyze the time evolution of our ultracold mixture at different magnetic fields B in terms of two field-dependent two-body inelastic parameters representing all Yb*-Yb* and all Yb*-Li inelastic collisions.

The time evolution of the atomic densities in our two-species mixture (figure 2) is fit according to the coupled differential equations

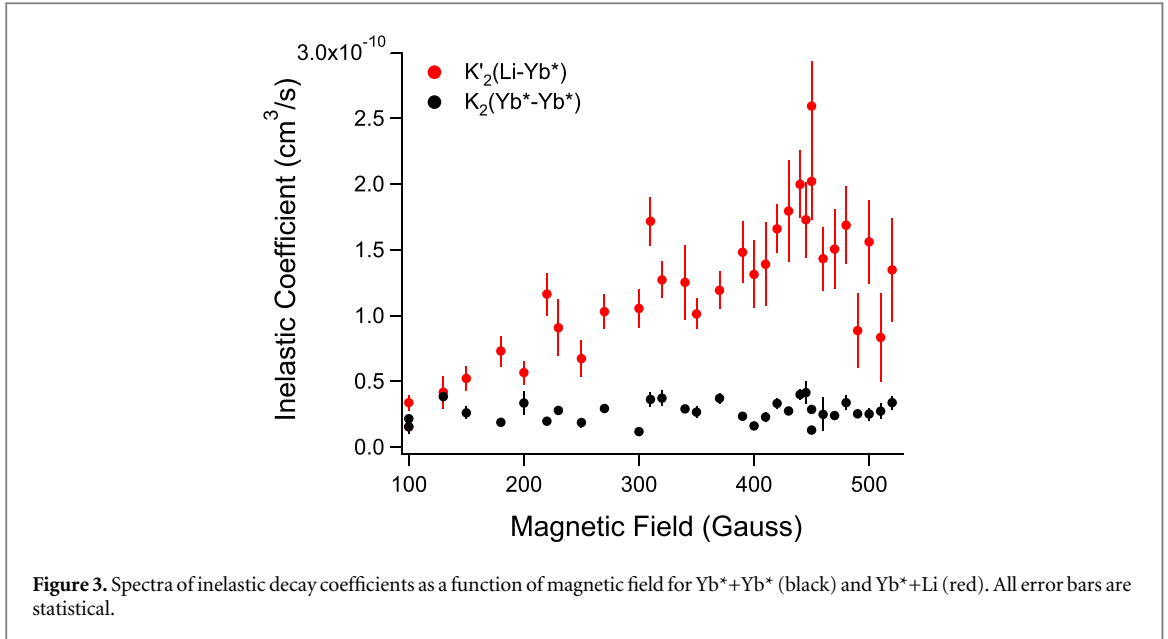
$$\dot{n}_{\text{Yb}} = -K'_2(B)n_{\text{Yb}}n_{\text{Li}} - 2K_2(B)n_{\text{Yb}}^2, \quad (1)$$

$$\dot{n}_{\text{Li}} = -K'_2(B)n_{\text{Yb}}n_{\text{Li}}, \quad (2)$$

where $n_{\text{Yb(Li)}}$ is the Yb*(Li) density and $K_2(K'_2)$ are the field dependent Yb*+Yb*(Yb*+Li) inelastic coefficients. Decay rates for single-body processes and for Li-Li interactions are negligible for this system [18] and are therefore excluded from this analysis. Three-body decay rates of the form $K_3n_{\text{Yb}}^3$ and $K'_3n_{\text{Yb}}^2n_{\text{Li}}$ can also contribute to system dynamics, but are expected to be much weaker given the relatively low densities involved.

The extracted inelastic coefficients depend sensitively on the spatial overlap of the gases, which is affected by temperatures, trap frequencies, and spatial offsets. The temperature itself is a dynamic quantity; atoms from the densest (and thus lowest energy) regions of the trap are preferentially removed, thus increasing the temperature. In addition, the excitation scheme preferentially heats the Yb* atoms from photon recoil. To guard against this, we measure the temperature dynamics of the two gases at several magnetic fields, and find that the temperature does not appreciably change over the short timescale of the experiment⁵.

⁵ Including these temperature variations in the analysis led to <5% variation in the extracted inelastic coefficients, which is smaller than the reported error bars.



We pay careful attention to the spatial overlap of the two clouds during the evolution time, limiting our analysis to the duration within which the two species have not lost more than 10% overlap. This typically limits the datasets for analysis to the 0–20 ms regime⁶.

At each magnetic field, we take a separate set of data with all Li atoms removed from the trap. This allows us to independently fit the K_2 parameter associated with Yb*+Yb* inelastic processes. This results in dramatically improved fits and uncertainties for the K'_2 parameter.

The resulting spectrum of inelastic rates for 100–520 G is shown in figure 3. We find that the intra-species inelastic rate is much weaker than the inter-species rate. The intra-species coefficient $K_2(B)$ remains mostly constant throughout this range. The inter-species coefficient $K'_2(B)$, however, displays an overall growth with magnetic field from 100 to 450 G of about a factor of eight. Of particular note is the peak at 450 G which approaches the unitarity limit of $2.9 \times 10^{-10} \text{ cm}^3 \text{ s}^{-1}$ [22] for two-body Li–Yb interactions at these temperatures.

4. Theoretical model

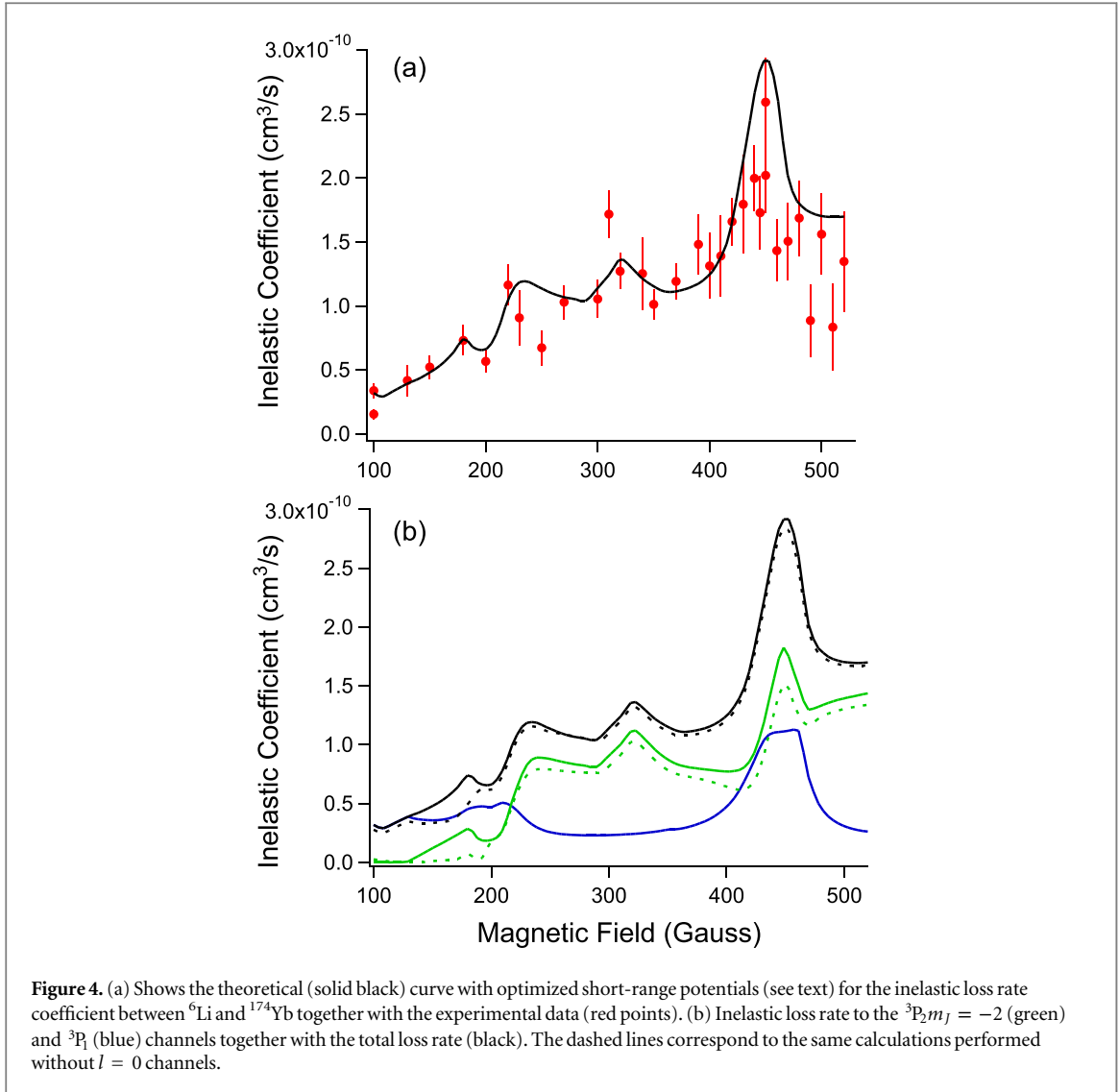
Our first-principles coupled-channel model is similar to the anisotropic scattering of highly-magnetic lanthanide atoms [17], and allows us to calculate both elastic and inelastic rate coefficients between colliding fermionic ${}^6\text{Li}$ and bosonic metastable ${}^{174}\text{Yb}$ atoms. The model treats the effects of the atomic energy splittings, molecular rotation, the magnetic dipole–dipole, and electrostatic isotropic and anisotropic dispersion interactions non-pertubatively and on equal footing. For bosonic ${}^{174}\text{Yb}$, the metastable state has a large spin–orbit interaction. Its nuclear spin is zero, thus there is no nuclear hyperfine structure. The fermionic ${}^6\text{Li}$ has non-zero nuclear spin \vec{i}_{Li} and therefore both Zeeman and hyperfine splittings are present.

We perform close-coupling calculations in the atomic basis $Y_{lm_i}(\theta, \phi) |i_{\text{Li}} s_{\text{Li}}\rangle F m_F(s_{\text{Yb}} l_{\text{Yb}}) J m_J$, where $Y_{lm_i}(\theta, \phi)$ is a spherical harmonic and the angles θ and ϕ give the orientation of the internuclear axis relative to the magnetic field direction. All projections are defined relative to the magnetic field direction and we have used $l_{\text{Li}} = 0$ and $i_{\text{Yb}} = 0$. In this basis the hyperfine $a_{\text{hf}}(\vec{i}_{\text{Li}} \cdot \vec{s}_{\text{Li}})$, spin–orbit $a_{\text{so}}(\vec{s}_{\text{Yb}} \cdot \vec{l}_{\text{Yb}})$, and rotational interactions $\hbar^2 \vec{l}^2 / (2\mu R^2)$ are diagonal, where μ is the reduced mass of the molecule.

The total projection of the colliding ${}^6\text{Li}({}^2S_{1/2})$ and ${}^{174}\text{Yb}({}^3P_2)$ is $M = m_{\text{Li}} + m_{\text{Yb}} + m_l = -1/2$, and is conserved. Inelastic atom–atom processes are present due to spin–orbit relaxation to the energetically-lower Zeeman sub-levels and ${}^3P_{1,0}$ multiplets.

The R -dependent coupling matrix elements between these atomic channels are due to molecular interactions and are evaluated using a small set of spherical tensor operators. There are three contributions: (i) a spin-independent isotropic potential $V_{\text{iso}}(R)$, which is proportional to $1/R^6$ for large separation, (ii) a short-

⁶ The interspecies overlap during the mixture evolution time can be affected by relative cloud center-of-mass motion from small intensity imbalances in the two counter-propagating 404 nm excitation beams, which we experimentally minimize. Another contributor is a small magnetic field gradient along the weakest trap axis which differentially affects the two species.



range isotropic exchange interaction described by the tensor $V_{\text{ex}}^{\Sigma, \Pi}(R) [\vec{s}_{\text{Li}} \otimes \vec{s}_{\text{Yb}}]_{00}$, which splits the doublets from the quartets of the Σ and Π potentials, where $V_{\text{ex}}(R)$ falls off exponentially for large R , and (iii) an anisotropic quadrupole-like interaction $V_{\text{ani}}(R) [\hat{C}_2 \otimes [\vec{l}_{\text{Yb}}]_2]_{00}$, which lifts the degeneracy of the Σ and Π potentials, where $V_{\text{ani}}(R) \propto 1/R^6$ for large R , and $\hat{C}_{kq}(\theta, \phi) = \sqrt{4\pi/(2k+1)} Y_{kq}(\theta, \phi)$. The interaction strengths $V_{\text{iso}}(R)$, $V_{\text{ex}}(R)$, and $V_{\text{ani}}(R)$ are constructed such that, in the body-fixed frame with projections along the internuclear axis, the sum of four interactions reproduces our four non-relativistic potentials at short range and the non-relativistic van der Waals coefficients at long range [23]. In addition, we include two magnetic dipole-dipole interactions $c_1 [\hat{C}_2 \otimes [\vec{s}_{\text{Li}} \otimes \vec{s}_{\text{Yb}}]_2]_{00}/R^3$ and $c_2 [\hat{C}_2 \otimes [\vec{s}_{\text{Li}} \otimes \vec{l}_{\text{Yb}}]_2]_{00}/R^3$, where $c_1 = -6.53 \times 10^{-5} E_h a_0^3$ and $c_2 = -1.31 \times 10^{-4} E_h a_0^3$.

The resultant inelastic scattering coefficient for fields between 100 and 520 Gauss is shown together with the experimental values in figure 4(a). We note that the agreement between our experimental and theoretical spectrum is only obtained after a study of the dependencies of the rate coefficient on the short-range shape of the ${}^{2,4}\Sigma^+$ and ${}^{2,4}\Pi$ electronic potentials. We cannot exclude the existence of other shapes of potentials that will lead to loss rates consistent with the experimental data.

We observe one clear resonance at 450 G, and some weak modulations at lower fields. These resonances have multi-channel dependence and cannot be characterized by a single partial wave, only converging to their final locations when collision channels up to $l = 8$ are included in the calculation (see figure 4(b)). Our bound-state calculation of the LiYb^+ molecule allows us to assign the 450 G feature as arising from a resonance with a bound state of 60% g -wave and 40% d -wave character, and $m_l = 1$. Other quantum labels for this resonance arise from the eigenstates of the atomic Zeeman plus hyperfine Hamiltonian [23] of ${}^6\text{Li}$ and ${}^{174}\text{Yb}$, with $(m_J, m_I)_{\text{Li}} = (1/2, -1)$ and $(J, m_J)_{\text{Yb}} = (2, -1)$ for ytterbium. We find that the dominant loss process is to the

Yb 3P_2 , $m_J = -2$ manifold (see figure 4(b)), suggesting that the inelastic rate can be reduced significantly by eliminating this decay channel in future experiments. We also see that the contributions are principally from $l \neq 0$ channels, indicating the importance of anisotropic interactions. We note that our analysis is restricted to two-body inelastic processes only, and this restriction may contribute to the residual quantitative deviations between the experimental and theoretical spectra.

5. Summary and Conclusions

We observe a strong feature in the inelastic rate of the $^{174}\text{Yb } ^3P_2$, $m_J = -1 + ^6\text{Li } ^2S_{1/2}$, $|m_J, m_I\rangle = |-1/2, +1\rangle$ system at 450 G. When combined with a theoretical model which fits the obtained inelastic rate spectrum, this provides evidence for anisotropy-induced magnetic Feshbach resonances in this collisional system. Future work includes a more careful study of the nature of these Li–Yb* resonances and their applicability towards molecule formation. A direct $^1S_0 \rightarrow ^3P_2(m)$ optical transfer scheme [24] will allow experiments to efficiently access each Zeeman state individually. Of particular interest is the lowest Zeeman state of fermionic ^{173}Yb where the intra-species inelastic effects should be suppressed due to Pauli-blocking of s -wave collisions and background inter-species inelastic effects should be reduced from being in the lowest energy collision channel in the 3P_2 Zeeman manifold.

Acknowledgments

We thank Alaina Green for experimental assistance. We gratefully acknowledge financial support from NSF Grants No. PHY-1306647, No. PHY-1308573, AFOSR Grants No. FA9550-12-10051, No. FA9550-14-1-0321, and ARO MURI Grant No. W911NF-12-1-0476.

References

- [1] Micheli A, Brennen G K and Zoller P 2006 *Nat. Phys.* **2** 341
- [2] Hudson J J, Kara D M, Smallman I J, Sauer B E, Tarbutt M R and Hinds E A 2011 *Nature* **473** 493
- [3] Inouye S, Andrews M R, Stenger J, Miesner H-J, Stamper-Kurn D M and Ketterle W 1998 *Nature* **392** 151
- [4] Courteille Ph, Freeland R S, Heinzen D J, van Abeelen F A and Verhaar B J 1998 *Phys. Rev. Lett.* **81** 69
- [5] Vuletić V, Kerman A J, Chin C and Chu S 1999 *Phys. Rev. Lett.* **82** 1406
- [6] Danzl J G, Haller E, Gustavsson M, Mark M J, Hart R, Bouloufa N, Dulieu O, Ritsch H and Nagerl H-C 2008 *Science* **321** 1062
- [7] Ni K K, Ospelkaus S, de Miranda M H G, Peer A, Neyenhuis B, Zirbel J J, Kotochigova S, Julienne P S, Jin D S and Ye J 2008 *Science* **322** 231
- [8] Ivanov V, Khramov A, Hansen A, Dowd W, Münchow F, Jamison A and Gupta S 2011 *Phys. Rev. Lett.* **106** 153201
- [9] Hara H, Takasu Y, Yamaoka Y, Doyle J and Takahashi Y 2011 *Phys. Rev. Lett.* **106** 205304
- [10] Pasquiou B, Bayerle A, Tzanova S M, Stellmer S, Szczepkowski J, Parigger M, Grimm R and Schreck F 2013 *Phys. Rev. A* **88** 023601
- [11] Baumer F, Münchow F, Görlitz A, Maxwell S E, Julienne P S and Tiesinga E 2011 *Phys. Rev. A* **83** 040702
- [12] Zuchowski P S, Aldegunde J and Hutson J M 2010 *Phys. Rev. Lett.* **105** 153201
- [13] Hansen D, Mohr J and Hemmerich A 2003 *Phys. Rev. A* **67** 021401
- [14] Nagel S B, Simien C E, Laha S, Gupta P, Ashoka V S and Killian T C 2003 *Phys. Rev. A* **67** 011401
- [15] Yamaguchi A, Uetake S, Hashimoto D, Doyle J M and Takahashi Y 2008 *Phys. Rev. Lett.* **101** 233002
- [16] Kato S, Sugawa S, Shibata K, Yamamoto R and Takahashi Y 2013 *Phys. Rev. Lett.* **110** 173201
- [17] Petrov A, Tiesinga E and Kotochigova S 2012 *Phys. Rev. Lett.* **109** 103002
- [18] Khramov A, Hansen A, Dowd W, Roy R, Makrides C, Petrov A, Kotochigova S and Gupta S 2014 *Phys. Rev. Lett.* **112** 033201
- [19] González-Martínez M L and Hutson J M 2013 *Phys. Rev. A* **88** 020701
- [20] Hansen A, Khramov A, Dowd W, Jamison A, Plotkin-Swing B, Roy R and Gupta S 2013 *Phys. Rev. A* **87** 013615
- [21] Bowers C J, Budker D, Freedman S J, Gwinner G, Stalnaker J E and DeMille D 1999 *Phys. Rev. A* **59** 3513
- [22] Idziaszek Z and Julienne P 2010 *Phys. Rev. Lett.* **104** 113202
- [23] Petrov A, Makrides C and Kotochigova S 2015 *New J. Phys.* **17** 045010
- [24] Uetake S, Murakami R, Doyle J and Takahashi Y 2012 *Phys. Rev. A* **86** 032712